



Total Solution Provider in Saw Device

SA481AP

CDMA 450 F-Band, RF-Tx SAW Filter
Revision 0:



- Electrical Characteristics
 - Package Dimensions
 - Testing Environment
 - Frequency Characteristics
-

SAWNICS Inc.

460 Cheonheung-ri, Seonggeo-eup, Cheonan-si, Chungcheongnam-do, 330-836 / Korea.
Tel: +82 41 550 9372 / Fax: +82 41 550 9399 / www.sawnics.com



□ Electrical Characteristics

Maximum Ratings

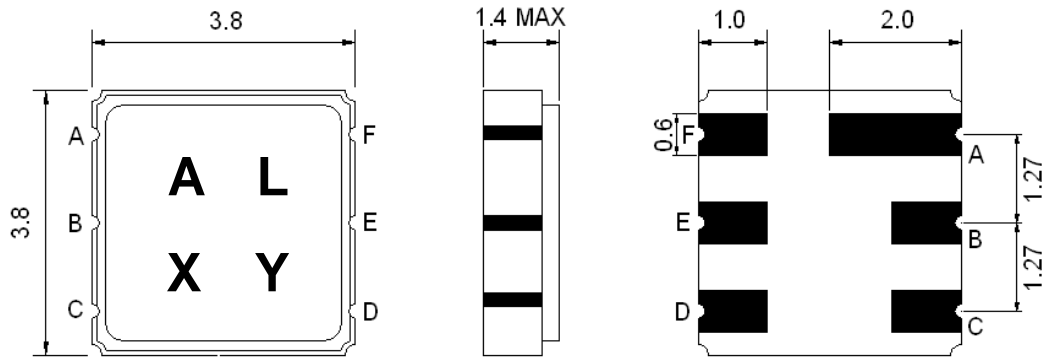
Parameters Description	Unit	Minimum	Typical	Maximum
Operating Temperature Range	°C	-30	-	+80
Storage Temperature Range	°C	-40	-	+85
Maximum DC Voltage	V	-	-	0
Maximum Input Power	dBm	-	-	30
Source Impedance (single ended) ⁽¹⁾	Ω	-	50	-
Load Impedance (single ended) ⁽¹⁾	Ω	-	50	-
Package type & size	P			
Length x Width	mm ²	-	3.8 x 3.8	-
Height	mm	-	-	1.4

Electrical Specification

Parameters Description	Unit	Minimum	Typical	Maximum
Center Frequency (Fo)	MHz	-	481.2	-
Insertion Loss in 479.0 ~483.5 MHz	dB	-	1.8	2.8
Attenuation:				
0.3 ~ 467.0 MHz	dB	25	27	-
489.0 ~ 493.5 MHz	dB	30	49	-
493.5 ~ 1700 MHz	dB	23	27	-
1700 ~ 2000 MHz	dB	18	20	-
VSWR in 479.0 ~ 483.5 MHz	-	-	1.5	2.0

Notes : (1) No Matching Network .

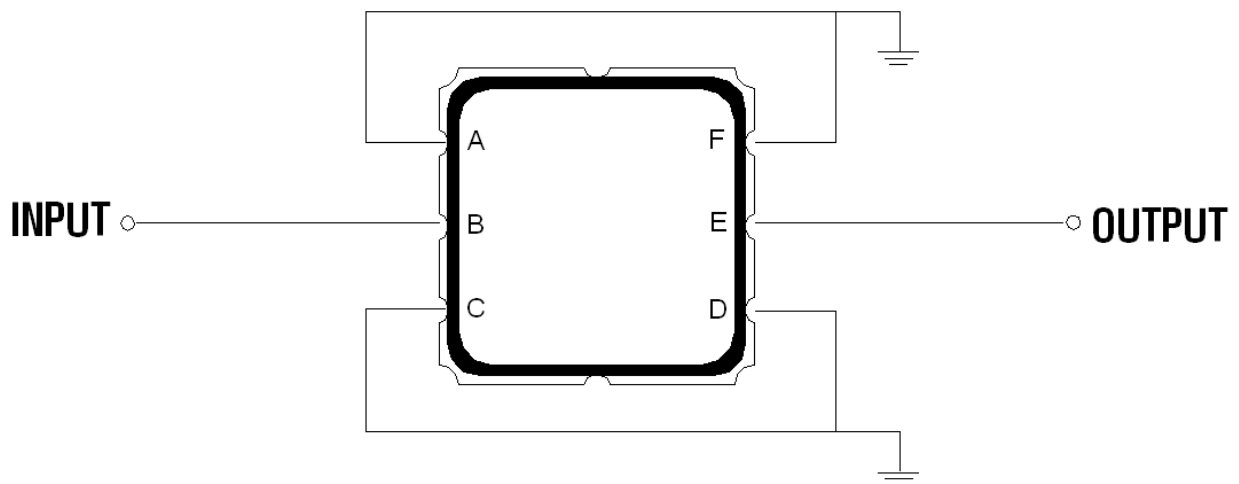
Package Dimensions



Marking Descriptions	
A	CDMA450 Application
L	Series Number
X	Date Code(Year)
Y	Date Code(Month)

Pin Description	
A, C, D, F	Ground
B	In
E	Out

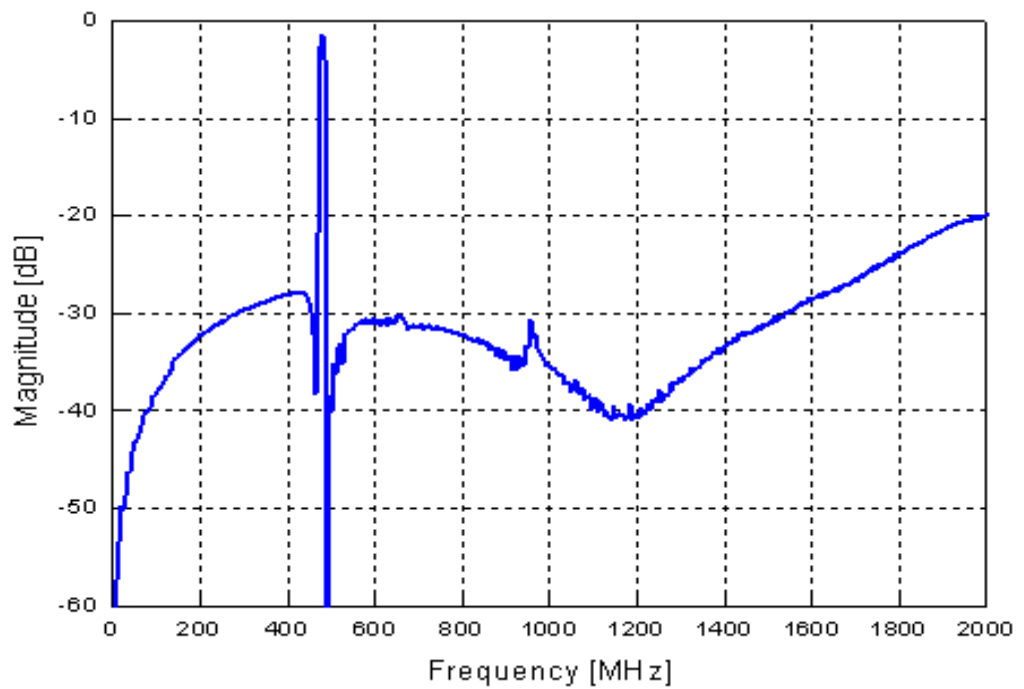
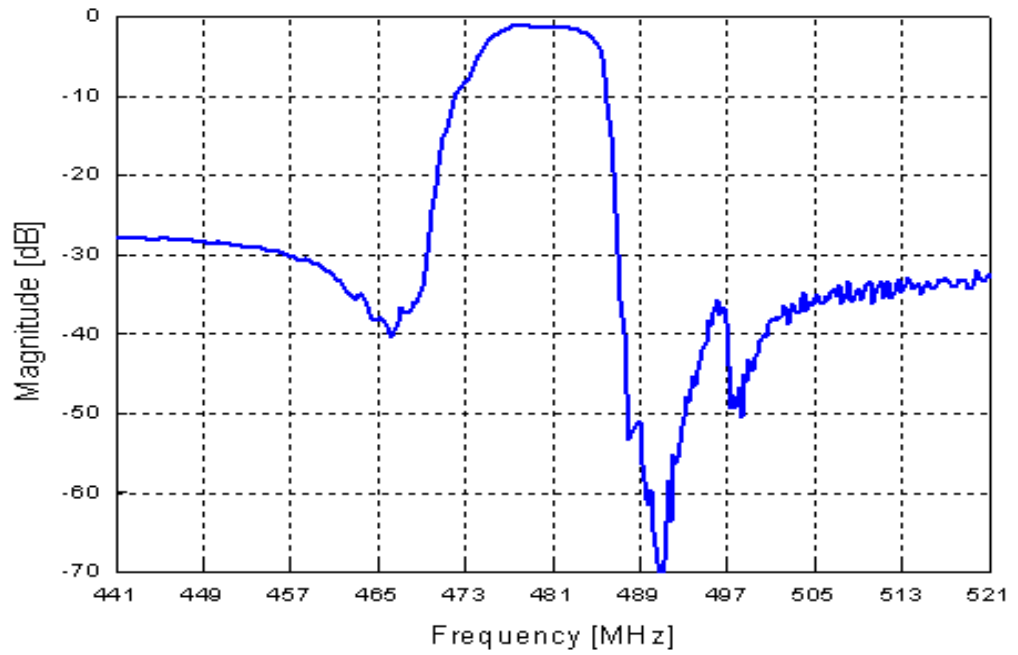
Testing Environment



Source & Load Impedance: 50 Ω

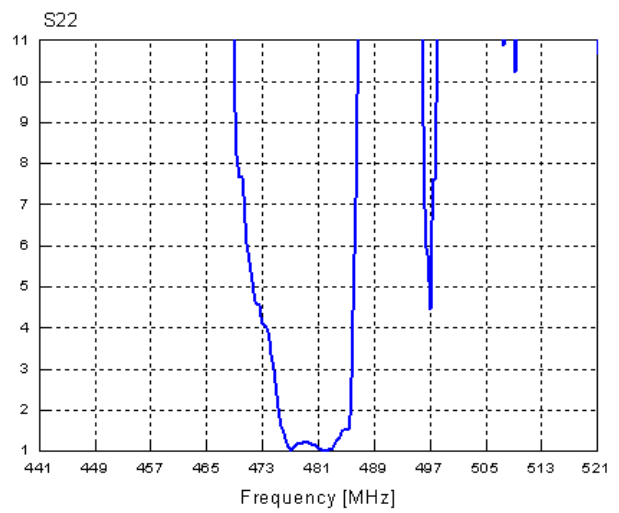
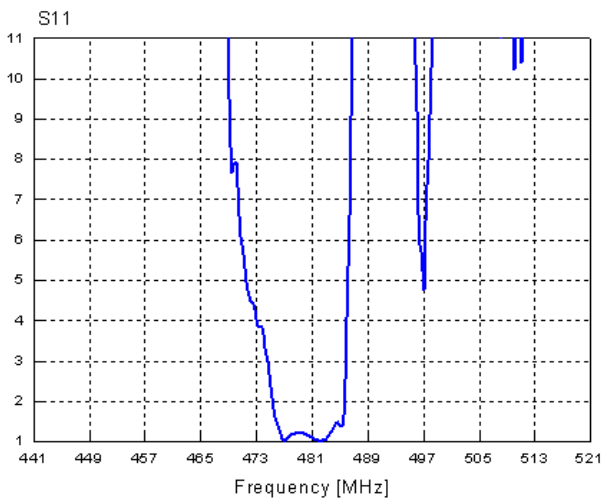
□ Frequency Characteristics

Frequency Response





VSWR



Smith Chart

